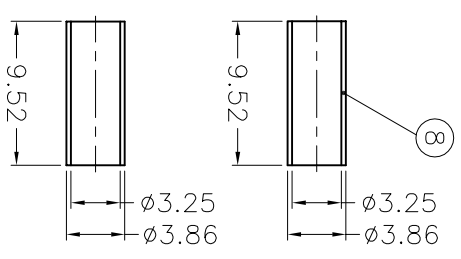
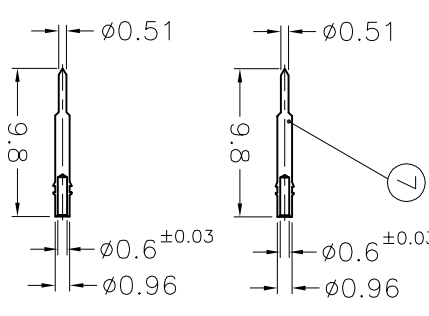
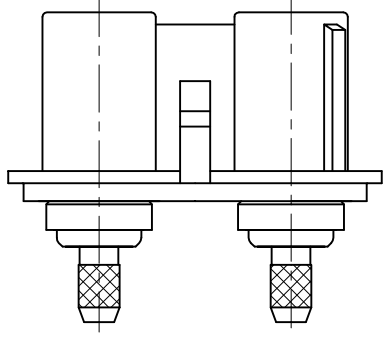
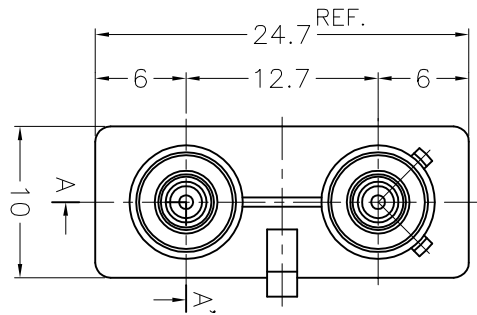


ISS	ZONE	DESCRIPTION\PER REQUEST\DATE
A1	C-7	ITEM NO. WAS CHANGED\N/A\12-11-01'
A2	D-3	ADDED STAKE 4 POINTS\N/A\05-27-02'
B	A-3	NO.5 WAS CHANGED\RD-DW92022001L\02-20-03'

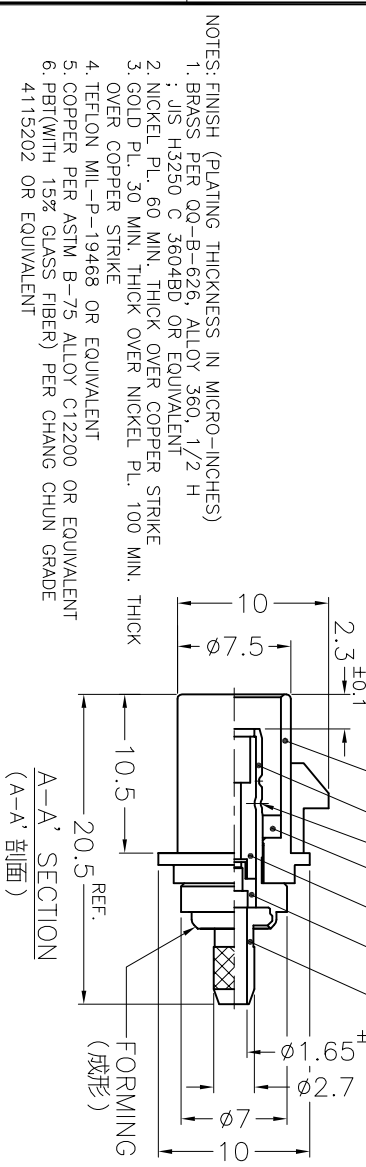
REVISIONS

REMARK:1. NO.2 MUST WITHSTAND A 4 lbs. MIN. PUSHOUT FORCE FROM NO.1 AFTER STAKING OPERATION
 2. REMARK 1 IS MAINTAINED BY STAMPING THE FOUR POINTS SHOWN ON THE DRAWING WITHOUT PUNCTURING NO.1
 (1. 打四點後零件2由零件1推出至少必須承受4磅推力)
 (2. 打四點後除需符合備註1要求外 且不可擊穿零件1)

2.8
 5.2
 1. CRIMPED FERRULE
 HEX CRIMP SIZE ".128"
 2. CRIMPED CONTACT PIN AFM8
 ADJUST TO 4
 POSITIONER K727
 CABLE STRIPPING DIM'S
 (建議剝線尺寸)



STAKE IN 4 PLACES
 EQUALLY SPACED 90°
 APART
 (打四點 間隔 90°)
 (SEE REMARK 1,2)



A-A' SECTION
 (A-A' 剖面)

KEY CODING	PART NO.	DRAWING NO.	ITEM NO.	LOCK COVER
A	FA2-NASP-C01-9	FKT1121AW-007-NT30G-50	FK2121AA436NC5F	FKLC40101B
B	FA2-NBSP-C01-9	FKT1121BW-007-NT30G-50	FK2121AA836NC5F	FKLC40102B
C	FA2-NCSP-C01-9	FKT1121CW-007-NT30G-50	FK2121AA36NC5F	FKLC40103B
D	FA2-NDSP-C01-9	FKT1121DW-007-NT30G-50	FK2121AA036NC5F	FKLC40104B
E	FA2-NESP-C01-9	FKT1121EW-007-NT30G-50	FK2121AAE36NC5F	FKLC40105B
F	FA2-NFSP-C01-9	FKT1121FW-007-NT30G-50	FK2121AAF36NC5F	FKLC40106B
G	FA2-NHSP-C01-9	FKT1121HW-007-NT30G-50	FK2121AAH36NC5F	FKLC40107B
H	FA2-NISP-C01-9	FKT1121IW-007-NT30G-50	FK2121AAI36NC5F	FKLC40108B
I	FA2-NJSP-C01-9	FKT1121JW-007-NT30G-50	FK2121AAJ36NC5F	FKLC40109B
K	FA2-NKSP-C01-9	FKT1121KW-007-NT30G-50	FK2121AAK36NC5F	FKLC40110B
Z	FA2-NZSP-C01-9	FKT1121ZW-007-NT30G-50	FK2121AAZ36NC5F	FKLC40111B

TABLE

NOTES: FINISH (PLATING THICKNESS IN MICRO-INCHES)
 1. BRASS PER QQ-B-626, ALLOY 360, 1/2 H
 ; JIS H3250 C 3604BD OR EQUIVALENT
 2. NICKEL PL. 60 MIN. THICK OVER COPPER STRIKE
 3. GOLD PL. 30 MIN. THICK OVER NICKEL PL. 100 MIN. THICK
 4. TEFLON MIL-P-19468 OR EQUIVALENT
 5. COPPER PER ASTM B-75 ALLOY C12200 OR EQUIVALENT
 6. PBT(WITH 15% GLASS FIBER) PER CHANG CHUN GRADE
 4115202 OR EQUIVALENT

NO.	DESCRIPTION	MATERIAL	FINISH	Q'TY	DRAWING NO.
1	BODY	NOTE 1	NOTE 2	2	FKBD00101A
2	INSULATOR	NOTE 4	NATURAL	2	FKNS00101A
3	INSULATOR	NOTE 4	NATURAL	2	FKNS00201A
4	BARREL	NOTE 1	NOTE 2	2	FKBR00101B
5	LOCK COVER	NOTE 6		1	SEE TABLE
6	RING	NOTE 1	NOTE 2	2	FKLR00101A
7	CONTACT PIN	NOTE 1	NOTE 3	2	FKCP00101A
8	FERRULE	NOTE 5	NOTE 2	2	FKFR00101A

DIMENSIONS ARE IN MILLIMETERS
 UNLESS OTHERWISE SPECIFIED
 TOLERANCES
 0.5-6 = ±0.2
 6-30 = ±0.4
 30-120 = ±0.6
 120-315 = ±1
 315-1000 = ±1.6
 1000-2000 = ±2.4

PART NO.	FA2-NXSP-C01-9
APPROVED	DATE
CHECKED	DATE
DRAWN	DATE
SCALE	2/1
ISSUE	B
FILE NO.	E:\DWG\FKT\1121XX\007\50\NT30G-B

Amphenol
 Danbury, CT, USA - Taichung, Taiwan - Shenzhen, China
 TITLE
 FAKRA TWIN SMB CRIMP PLUG
 (FOR RG-174/U, 188A/U, 316/U CABLE)
 DRAWING NO.
 FKT1121XX-007-NT30G-50
 ITEM NO.
 FK2121AA36NC5F