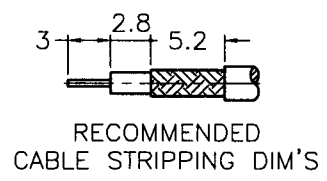
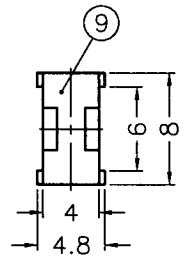
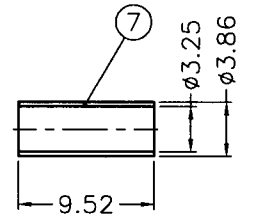
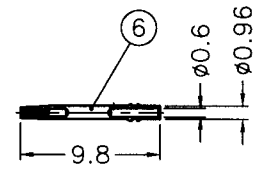
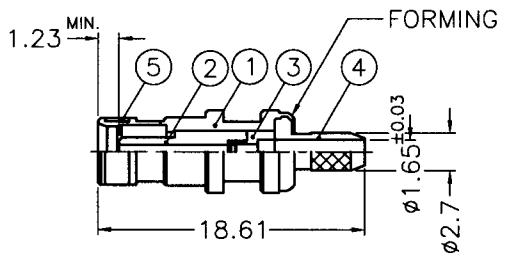
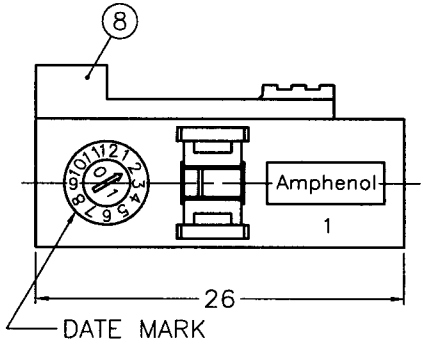


ISS	ZONE	DESCRIPTION\PER REQUEST\DATE
A1	B-1	DESCRIPTION WAS CHANGED\N/A\10-23-01'
A2	F-6	CANCEL REMARK\N/A\12-27-01'
	B-6	ADDED KEY CODING\N/A\12-27-01'
B	B-8	NO.8 WAS CHANGED\RD-DM91042901L\04-29-02'
C	B-8	NO.8 WAS CHANGED\RD-DM91060601L\06-06-02'
D	B-8	NO.8 WAS CHANGED\RD-DM91091701L\11-12-02'
D1	B-6	CANCELLED L AND M KEY CODING\N/A\02-13-03'

CONFIGURATION CONTROL:
NO CHANGES PERMITTED TO DRAWING WITHOUT
PPAP QUALIFIED CUSTOMER APPROVAL



1. CRIMPED FERRULE HEX CRIMP SIZE .128"
2. CRIMPED CONTACT PIN AFM8 ADJUST TO 4 OR 5 POSITIONER K727



- NOTES: FINISH (PLATING THICKNESS IN MICRO-INCHES)
1. BRASS PER QQ-B-626, ALLOY 360, 1/2 H ; JIS H3250 C 3604BD OR EQUIVALENT
 2. NICKEL PL. 60 MIN. THICK OVER OPTIONAL COPPER STRIKE
 3. BERYLLIUM COPPER PER QQ-C-530, ALLOY 173, 1/2 H ; FUJII FX301 OR EQUIVALENT
 4. GOLD PL. 30 MIN. THICK OVER NICKEL PL. 100 MIN. THICK OVER OPTIONAL COPPER STRIKE
 5. TEFLON MIL-P-19468 OR EQUIVALENT
 6. BERYLLIUM COPPER JIS C1720R-1/4H OR EQUIVALENT
 7. COPPER PER ASTM B-75 ALLOY C12200 OR EQUIVALENT
 8. NYLOY66(WITH 33% GLASS FIBER) PER NYTEX COMPOSITES CO., LTD. GRADE MG-0033N-V0 OR EQUIVALENT
 9. PBT(WITH 15% GLASS FIBER) PER CHANG CHUN GRADE 4115202 OR EQUIVALENT

TABLE

KEY CODING	PART NO.	DRAWING NO.	ITEM NO.	LOCK COVER
A	FA1-NASJ-C01-0	FK6121AW-007-NT30G-50	FK6121AAA36NC5F	FKLC30101D
B	FA1-NBSJ-C01-0	FK6121BW-007-NT30G-50	FK6121AAB36NC5F	FKLC30102D
C	FA1-NCSJ-C01-0	FK6121CW-007-NT30G-50	FK6121AAC36NC5F	FKLC30103D
D	FA1-NDSJ-C01-0	FK6121DW-007-NT30G-50	FK6121AAD36NC5F	FKLC30104D
E	FA1-NESJ-C01-0	FK6121EW-007-NT30G-50	FK6121AAE36NC5F	FKLC30105D
F	FA1-NFSJ-C01-0	FK6121FW-007-NT30G-50	FK6121AAF36NC5F	FKLC30106D
G	FA1-NGSJ-C01-0	FK6121GW-007-NT30G-50	FK6121AAG36NC5F	FKLC30107D
H	FA1-NHSJ-C01-0	FK6121HW-007-NT30G-50	FK6121AAH36NC5F	FKLC30108D
I	FA1-NISJ-C01-0	FK6121IW-007-NT30G-50	FK6121AAI36NC5F	FKLC30109D
K	FA1-NKSJ-C01-0	FK6121KW-007-NT30G-50	FK6121AAK36NC5F	FKLC30110D
Z	FA1-NZSJ-C01-0	FK6121ZW-007-NT30G-50	FK6121AAZ36NC5F	FKLC30111D

NO.	DESCRIPTION	MATERIAL	FINISH	Q'TY	DRAWING NO.
9	LOCK COVER	NOTE 9	NATURAL	1	FKLC00001A
8	LOCK COVER	NOTE 8		1	SEE TABLE
7	FERRULE	NOTE 7	NOTE 2	1	FKFR00101A
6	CONTACT PIN	NOTE 3	NOTE 4	1	FKCP00201A
5	RETAINER RING	NOTE 6	NATURAL	1	FKRR00101A
4	BARREL	NOTE 1	NOTE 2	1	FKBR00101B
3	INSULATOR	NOTE 5	NATURAL	1	FKNS00201A
2	INSULATOR	NOTE 5	NATURAL	1	FKNS00301A
1	BODY	NOTE 1	NOTE 2	1	FKBD00301A

DIMENSIONS ARE IN MILLIMETERS
UNLESS OTHERWISE SPECIFIED
TOLERANCES
0.5-6 = ±0.2
6-30 = ±0.4
30-120 = ±0.6
120-315 = ±1
315-1000 = ±1.6
1000-2000 = ±2.4

PART NO. **FA1-NXSJ-C01-0**

APPROVED **MARK CHU** DATE **05-02-03'**

CHECKED **COASE WANG** DATE **05-02-03'**

DRAWN **LILY CHIU** DATE **05-02-03'**

FILE NO.F:\DWG\FK\6121XX\007\50\NT30G-D1-PPAP

Amphenol

Danbury,CT,USA-Tainan,Taiwan-Shenzhen,China

TITLE **FAKRA SMB CRIMP JACK
(FOR RG-174/U, 188A/U, 316/U CABLE)**

DRAWING NO. **FK6121XX-007-NT30G-50**

ITEM NO. **FK6121AAX36NC5F**