


ARINC 600 Enclosures



ARINC 600 4 MCU Ventilated Enclosure w/ Doghouse

INTRODUCTION

Amphenol CIT ARINC 600 Enclosures are designed and fabricated in our state-of-the-art manufacturing facility using top quality aircraft-grade materials to meet or exceed ARINC 600 specifications, as well as all civil and military aircraft application criteria. Our unique designs stand up to the most rigorous environmental hazards for in-flight and on-the-ground operations. Each enclosure is fully warranted, ensuring that your avionics systems equipment will not only fit securely, but operate safely. Off-the-shelf designs or custom solutions are available. An optional plenum chamber and fan are also available to provide a positive pressure air cooling system.

APPLICATIONS

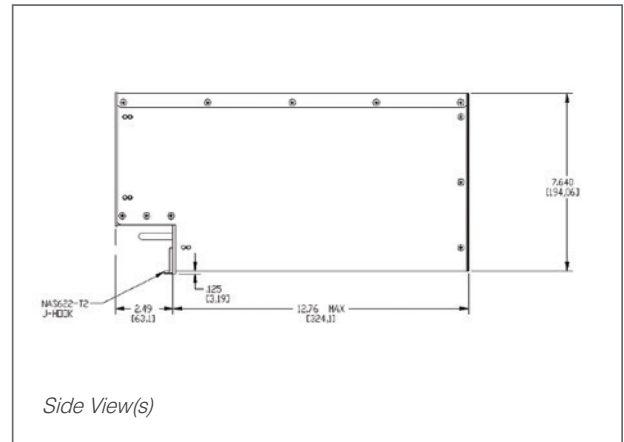
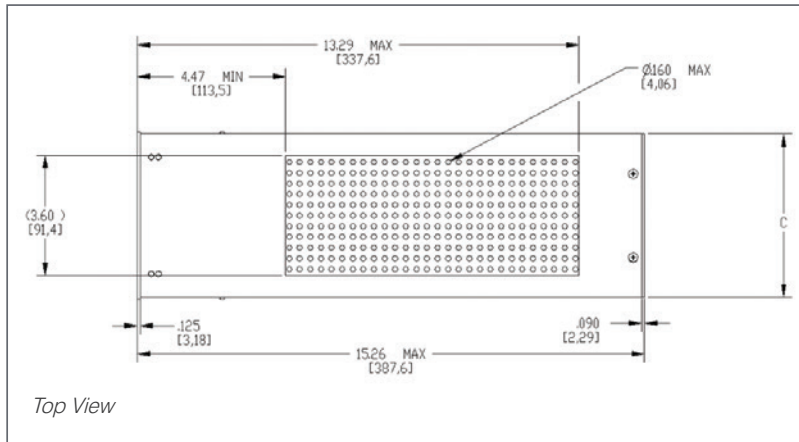
- » ARINC 600 Standards
- » CFR Title 14 Part 25, 23, and 21
- » RTCA/DO-160
- » MIL-STD-810

FEATURES

- » Durable, rugged construction
- » Light-weight aluminum alloy
- » 24-hour AOG support
- » Clear chem film per MIL-DTL-5541, Type II, Class 3
- » Materials meet flammability, optical smoke density, and toxic gas generation requirements
- » RoHS-compliant in standard configurations
- » Modular design with standard #6 screws (metric sizes available)
- » Structural analysis
- » Shock & vibration testing
- » Crash safety testing
- » Finite element analysis
- » Flammability testing
- » Environmental testing
- » Air flow & cooling analysis and testing

ARINC 600 Enclosures

DIMENSIONAL DATA



ENCLOSURE DIMENSIONS: REFERENCE CHART

MCU Size	A (Front Plate Width)	B (J-Hook Width)	C (Enclosure Width)
1 MCU	1.12	N/A (on Center)	1.00
2 MCU	2.37	N/A (on Center)	2.25
3 MCU	3.68	2.60	3.56
4 MCU	5.00	2.60	4.88
5 MCU	6.31	3.90	6.19
6 MCU	7.62	5.20	7.50
7 MCU	8.91	6.50	8.79
8 MCU	10.21	7.80	10.09
9 MCU	11.51	9.10	11.39
10 MCU	12.81	10.40	12.69
11 MCU	14.11	11.70	13.99
12 MCU	15.41	13.00	15.29

